

Hall A Analyzer Tutorial

Ole Hansen

Jefferson Lab

April 11, 2016

<http://hallaweb.jlab.org/podd/>

Brief Introduction

The Hall A C++ Analyzer (“Podd”)

- Class library on top of **ROOT**
- Analysis controlled via interpreted or compiled C++ scripts (using ROOT’s **CINT** interpreter)
- Toolbox of **analysis modules**
- Special emphasis on modularity
 - ▶ **“Everything is a plug-in”**
 - ▶ External user libraries dynamically loadable at run time
 - ▶ User code separate from core code
 - ▶ No need for users to write more than the code really needed (hopefully)
 - ▶ Core analyzer suitable for fixed installation, like ROOT itself
- Predefined modules for generic analysis tasks and standard Hall A equipment
- SDK available for rapid development of new module libraries

Status



- Latest **stable version: 1.5.31** (8 Apr 2016) [▶ web](#)
 - ▶ Minor bugfixes
 - ▶ ROOT 6 compatibility
 - ▶ 1.5.x releases are **binary compatible**
- **Preview release** version 1.6-beta1 [▶ web](#)
 - ▶ Many new features (see next slides), not all fully implemented yet
 - ▶ Hope to finalize this spring for fall run
 - ▶ Preliminary Release Notes [▶ web](#)
- **Development version** 1.6.0-devel [▶ GitHub](#)
 - ▶ For experts (code may change at any time in incompatible ways)
 - ▶ To download, clone the repository with

```
git clone https://github.com/JeffersonLab/analyzer.git
```
 - ▶ Git “cheat sheet” available here [▶ web](#)

What's New in 1.6: Completed Items

- EVIO from external library ✓
 - ▶ Support for latest version (currently 4.4.6). Easy to update
 - ▶ If not installed, the analyzer build system will automatically download & install EVIO
- Modular decoder (Bob Michaels) ✓
 - ▶ Easy to add support for new front-end electronics via plug-in modules (drivers)
 - ▶ Processing of different event or trigger types configurable via “event type handler” plug-ins
 - ▶ Preliminary support for **12 GeV pipelined electronics modules** (FADC250, F1TDC, etc.)
 - ▶ Detailed documentation: [▶ web](#)
- Miscellaneous ✓
 - ▶ Improved formula & test package (removed limitations)
 - ▶ Simulation event data decoder API and example implementation
 - ▶ `scons` build system
 - ▶ Rewritten, modular hardware channel decoder (THaDecData)
 - ▶ Many small code improvements

What's New in 1.6: Work In Progress

- Universal database interface 
 - ▶ All analysis modules now use this interface
 - ▶ **Users must convert their existing databases.** Conversion utility program available (90% finished)
 - ▶ May eventually support multiple backends (text files, SQL database, CCDB, etc.) Currently, backend for Hall A-style text files available.
- Improved VDC track reconstruction 
 - ▶ Known bugs fixed
 - ▶ Reconstruction of **multi-cluster events** should be greatly improved (to be demonstrated)
 - ▶ Still needs careful testing. Testers welcome
 - ▶ Old code will remain available as an alternative tracking algorithm

Resources

- Web site (not a Wiki) [▶ home page](#)
- Mailing list (**new**): halla_software@jlab.org
Subscribe on [▶ mailman](#)
- Bi-weekly Hall A/C software meeting: Tuesdays, 11am, L210A
- Bug tracker [▶ GitHub](#)
- Analysis Workshop archive [▶ archive](#) (includes tutorials)

Next **Analysis Workshop**: Summer 2016 (in preparation for fall run)

Using the Analyzer

Analyzer Concepts: Analysis Objects

- Any module that produces “results”
- Every analysis object has **unique name**, e.g. **R.s1**
- Results stored in **“global variables”**, prefixed with the respective module’s name, e.g. **R.s1.nhits**
- **THaAnalysisObject** common base class:
 - ▶ Support functions for database access
 - ▶ Support functions for global variable handling
- Actual objects implement various virtual functions
 - ▶ DefineVariables()
 - ▶ ReadDatabase()
 - ▶ Decode()
 - ▶ etc.

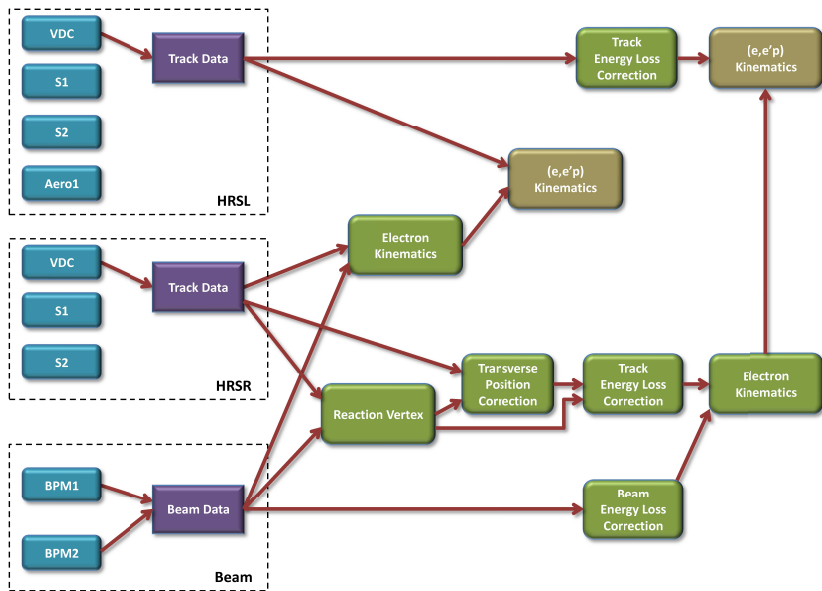
Types of Analysis Objects

- “Detector”
 - ▶ Code/data for analyzing a **type** of detector.
Examples: Scintillator, Cherenkov, VDC, BPM
 - ▶ Typically embedded in an Apparatus
- “Apparatus” / “Spectrometer”
 - ▶ Collection of Detectors
 - ▶ Combines data from detectors
 - ▶ **“Spectrometer”**: Apparatus with support for **tracks**
- “Physics Module”
 - ▶ Combines data from several apparatuses
 - ▶ Typical applications: **kinematics calculations, vertex finding, coincidence time extraction**
 - ▶ Toolbox design: Modules can be chained, combined, used as needed

Frequently Used Modules

- `THaHRS` (Spectrometer)
 - ▶ HRS spectrometer (includes VDC tracking detector)
 - ▶ Need to add other detector (scintillators, Cherenkovs, etc.) as needed
- `THaIdealBeam` (Apparatus)
 - ▶ Description of the incident beam
 - ▶ Constant position and direction (configurable)
 - ▶ Needed to compute vertex (reaction point), kinematics
 - ▶ More advanced: `THaUnRasteredBeam`, `THaRasteredBeam`
- `THaElectronKine` (PhysicsModule)
 - ▶ Single-arm electron kinematics (e, e')
 - ▶ “e” from beam apparatus, “e'” from one spectrometer
- `THaGoldenTrack` (Physics Module)
 - ▶ Picks out the “golden track” from a spectrometer’s track array
 - ▶ Definition depends on spectrometer
 - ▶ `THaHRS` has two definitions, selectable with `SetTrSorting()`

A (complex) Module Configuration Example



Tutorial

Getting The Software

- 1 Set up **ROOT**
- 2 Download the **analyzer source code**
- 3 Unpack and **build**
- 4 To install, simply **set environment variables**

Setting Up The Software on JLab CUE

```
ifarm1102> source /apps/root/PRO/setroot_CUE
ifarm1102> curl -O http://hallaweb.jlab.org/podd/download/analyzer-1.6.0-beta1.tar.xz
ifarm1102> tar xf analyzer-1.6.0-beta1.tar.xz
ifarm1102> cd analyzer-1.6.0
ifarm1102> make -j4
ifarm1102> setenv PATH ${PWD}:${PATH}
ifarm1102> setenv LD_LIBRARY_PATH ${PWD}:${LD_LIBRARY_PATH}
ifarm1102> analyzer
analyzer [0]
```

More details on the web [▶ docs](#)

Things You'll Need

① Replay script

- ▶ Defines detectors/apparatuses to be analyzed, kinematics, calculations to be done, file locations, tree variable names etc.
- ▶ Many examples available from previous experiments
- ▶ Simple or fancy `▶ fancy example`. Try to start out simple
- ▶ May be compiled

② Set of database files

- ▶ Usually one file per detector, `db_<name>.dat`
- ▶ Run database, `db_run.dat`, defines beam energy, spectrometer angles
- ▶ `db_cratemap.dat` and `scaler.map`, define decoder parameters
→ get these files from DAQ expert

③ Output definition file

- ▶ Defines which variables to write to the tree in the output ROOT file

④ Raw data (CODA file)

Example Replay Script

```
// Set up left arm HRS with the detectors we're interested in
THaHRS* HRSL = new THaHRS("L", "Left HRS");
HRSL->AddDetector( new THaVDC("vdc", "Vertical Drift Chambers" ));
HRSL->AddDetector( new THaScintillator("s1", "S1 scintillator" ));
HRSL->AddDetector( new THaCherenkov("cer", "Gas Cherenkov counter" ));
gHaApps->Add(HRSL);

// Ideal beam (perfect normal incidence and centering)
THaIdealBeam* ib = new THaIdealBeam("IB", "Ideal beam");
gHaApps->Add(ib);

// Simple kinematics and vertex calculations
Double_t mass_tg = 12*931.494e-3; // C12 target
THaPhysicsModule *ekine, *rpl, *Lgold;
ekine = new THaElectronKine( "L.ekine", "Electron kinematics L", "L", "IB", mass_tg );
rpl   = new THaReactionPoint( "rpl", "Reaction vertex L", "L", "IB" );
Lgold = new THaGoldenTrack( "L.gold", "LHRS golden track", "L" );
gHaPhysics->Add(ekine);
gHaPhysics->Add(rpl);
gHaPhysics->Add(Lgold);

// The CODA data file we want to replay
THaRun* run = new THaRun("/rawdata/run_12345.dat");

// Set up and run standard analyzer (event loop)
THaAnalyzer* analyzer = new THaAnalyzer;
analyzer->SetOutFile( "/bigdisk/run_12345.root" );
analyzer->SetOdefFile("HRSL.odef"); // Define output
analyzer->Process(run); // Process all invents in the input
```


Example Replay Script

```
// Set up left arm HRS with the detectors we're interested in
THaHRS* HRSL = new THaHRS("L", "Left HRS");
HRSL->AddDetector( new THaVDC("vdc", "Vertical Drift Chambers" ));
HRSL->AddDetector( new THaScintillator("s1", "S1 scintillator" ));
HRSL->AddDetector( new THaCherenkov("cer", "Gas Cherenkov counter" ));
gHaApps->Add(HRSL);

// Ideal beam (perfect normal incidence and centering)
THaIdealBeam* ib = new THaIdealBeam("IB", "Ideal beam");
gHaApps->Add(ib);

// Simple kinematics and vertex calculations
Double_t mass_tg = 12*931.494e-3; // C12 target
THaPhysicsModule *ekine, *rpl, *Lgold;
ekine = new THaElectronKine( "L.ekine", "Electron kinematics L", "L", "IB", mass_tg );
rpl   = new THaReactionPoint( "rpl", "Reaction vertex L", "L", "IB" );
Lgold = new THaGoldenTrack( "L.gold", "LHRS golden track", "L" );
gHaPhysics->Add(ekine);
gHaPhysics->Add(rpl);
gHaPhysics->Add(Lgold);

// The CODA data file we want to replay
THaRun* run = new THaRun("/rawdata/run_12345.dat");

// Set up and run standard analyzer (event loop)
THaAnalyzer* analyzer = new THaAnalyzer;
analyzer->SetOutFile( "/bigdisk/run_12345.root" );
analyzer->SetOdefFile("HRSL.odef"); // Define output
analyzer->Process(run); // Process all invents in the input
```

Note: Modules are set up by including them in analysis lists

Example Replay Script

```
// Set up left arm HRS with the detectors we're interested in
THaHRS* HRSL = new THaHRS("L", "Left HRS");
HRSL->AddDetector( new THaVDC("vdc", "Vertical Drift Chambers" ));
HRSL->AddDetector( new THaScintillator("s1", "S1 scintillator" ));
HRSL->AddDetector( new THaCherenkov("cer", "Gas Cherenkov counter" ));
gHaApps->Add(HRSL);

// Ideal beam (perfect normal incidence and centering)
THaIdealBeam* ib = new THaIdealBeam("IB", "Ideal beam");
gHaApps->Add(ib);

// Simple kinematics and vertex calculations
Double_t mass_tg = 12*931.494e-3; // C12 target
THaPhysicsModule *ekine, *rpl, *Lgold;
ekine = new THaElectronKine( "L.ekine", "Electron kinematics L", "L", "IB", mass_tg );
rpl   = new THaReactionPoint( "rpl", "Reaction vertex L", "L", "IB" );
Lgold = new THaGoldenTrack( "L.gold", "LHRS golden track", "L" );
gHaPhysics->Add(ekine);
gHaPhysics->Add(rpl);
gHaPhysics->Add(Lgold);

// The CODA data file we want to replay
THaRun* run = new THaRun("/rawdata/run_12345.dat");

// Set up and run standard analyzer (event loop)
THaAnalyzer* analyzer = new THaAnalyzer;
analyzer->SetOutFile( "/bigdisk/run_12345.root" );
analyzer->SetOdefFile("HRSL.odef"); // Define output
analyzer->Process(run); // Process all invents in the input
```

Note: module names → prefix for database keys & global variables

Example Replay Script

```
// Set up left arm HRS with the detectors we're interested in
THaHRS* HRSL = new THaHRS("L", "Left HRS");
HRSL->AddDetector( new THaVDC("vdc", "Vertical Drift Chambers" ));
HRSL->AddDetector( new THaScintillator("s1", "S1 scintillator" ));
HRSL->AddDetector( new THaCherenkov("cer", "Gas Cherenkov counter" ));
gHaApps->Add(HRSL);

// Ideal beam (perfect normal incidence and centering)
THaIdealBeam* ib = new THaIdealBeam("IB", "Ideal beam");
gHaApps->Add(ib);

// Simple kinematics and vertex calculations
Double_t mass_tg = 12*931.494e-3; // C12 target
THaPhysicsModule *ekine, *rpl, *Lgold;
ekine = new THaElectronKine( "L.ekine", "Electron kinematics L", "L", "IB", mass_tg );
rpl   = new THaReactionPoint( "rpl", "Reaction vertex L", "L", "IB" );
Lgold = new THaGoldenTrack( "L.gold", "LHRS golden track", "L" );
gHaPhysics->Add(ekine);
gHaPhysics->Add(rpl);
gHaPhysics->Add(Lgold);

// The CODA data file we want to replay
THaRun* run = new THaRun("/rawdata/run_12345.dat");

// Set up and run standard analyzer (event loop)
THaAnalyzer* analyzer = new THaAnalyzer;
analyzer->SetOutFile( "/bigdisk/run_12345.root" );
analyzer->SetOdefFile("HRSL.odef"); // Define output
analyzer->Process(run); // Process all invents in the input
```

Note: In 1.6, HRS no longer contains VDC/S1/S2 detectors by default!

Example Replay Script

```
// Set up left arm HRS with the detectors we're interested in
THaHRS* HRSL = new THaHRS("L", "Left HRS");
HRSL->AddDetector( new THaVDC("vdc", "Vertical Drift Chambers" ));
HRSL->AddDetector( new THaScintillator("s1", "S1 scintillator" ));
HRSL->AddDetector( new THaCherenkov("cer", "Gas Cherenkov counter" ));
gHaApps->Add(HRSL);

// Ideal beam (perfect normal incidence and centering)
THaIdealBeam* ib = new THaIdealBeam("IB", "Ideal beam");
gHaApps->Add(ib);

// Simple kinematics and vertex calculations
Double_t mass_tg = 12*931.494e-3; // C12 target
THaPhysicsModule *ekine, *rpl, *Lgold;
ekine = new THaElectronKine( "L.ekine", "Electron kinematics L", "L", "IB", mass_tg );
rpl   = new THaReactionPoint( "rpl", "Reaction vertex L", "L", "IB" );
Lgold = new THaGoldenTrack( "L.gold", "LHRS golden track", "L" );
gHaPhysics->Add(ekine);
gHaPhysics->Add(rpl);
gHaPhysics->Add(Lgold);

// The CODA data file we want to replay
THaRun* run = new THaRun("/rawdata/run_12345.dat");

// Set up and run standard analyzer (event loop)
THaAnalyzer* analyzer = new THaAnalyzer;
analyzer->SetOutFile( "/bigdisk/run_12345.root" );
analyzer->SetOdefFile("HRSL.odef"); // Define output
analyzer->Process(run); // Process all invents in the input
```

Note: Choosing output definitions

Example Replay Script

```
// Set up left arm HRS with the detectors we're interested in
THaHRS* HRSL = new THaHRS("L", "Left HRS");
HRSL->AddDetector( new THaVDC("vdc", "Vertical Drift Chambers" ));
HRSL->AddDetector( new THaScintillator("s1", "S1 scintillator" ));
HRSL->AddDetector( new THaCherenkov("cer", "Gas Cherenkov counter" ));
gHaApps->Add(HRSL);

// Ideal beam (perfect normal incidence and centering)
THaIdealBeam* ib = new THaIdealBeam("IB", "Ideal beam");
gHaApps->Add(ib);

// Simple kinematics and vertex calculations
Double_t mass_tg = 12*931.494e-3; // C12 target
THaPhysicsModule *ekine, *rpl, *Lgold;
ekine = new THaElectronKine( "L.ekine", "Electron kinematics L", "L", "IB", mass_tg );
rpl  = new THaReactionPoint( "rpl", "Reaction vertex L", "L", "IB" );
Lgold = new THaGoldenTrack( "L.gold", "LHRS golden track", "L" );
gHaPhysics->Add(ekine);
gHaPhysics->Add(rpl);
gHaPhysics->Add(Lgold);

// The CODA data file we want to replay
THaRun* run = new THaRun("/rawdata/run_12345.dat");

// Set up and run standard analyzer (event loop)
THaAnalyzer* analyzer = new THaAnalyzer;
analyzer->SetOutFile( "/bigdisk/run_12345.root" );
analyzer->SetOdefFile("HRSL.odef"); // Define output
analyzer->Process(run); // Process all invents in the input
```

Note: Module chaining

Example Replay Script

```
// Set up left arm HRS with the detectors we're interested in
THaHRS* HRSL = new THaHRS("L", "Left HRS");
HRSL->AddDetector( new THaVDC("vdc", "Vertical Drift Chambers" ));
HRSL->AddDetector( new THaScintillator("s1", "S1 scintillator" ));
HRSL->AddDetector( new THaCherenkov("cer", "Gas Cherenkov counter" ));
gHaApps->Add(HRSL);

// Ideal beam (perfect normal incidence and centering)
THaIdealBeam* ib = new THaIdealBeam("IB", "Ideal beam");
gHaApps->Add(ib);

// Simple kinematics and vertex calculations
Double_t mass_tg = 12*931.494e-3; // C12 target
THaPhysicsModule *ekine, *rpl, *Lgold;
ekine = new THaElectronKine( "L.ekine", "Electron kinematics L", "L", "IB", mass_tg );
rpl   = new THaReactionPoint( "rpl", "Reaction vertex L", "L", "IB" );
Lgold = new THaGoldenTrack( "L.gold", "LHRS golden track", "L" );
gHaPhysics->Add(ekine);
gHaPhysics->Add(rpl);
gHaPhysics->Add(Lgold);

// The CODA data file we want to replay
THaRun* run = new THaRun("/rawdata/run_12345.dat");

// Set up and run standard analyzer (event loop)
THaAnalyzer* analyzer = new THaAnalyzer;
analyzer->SetOutFile( "/bigdisk/run_12345.root" );
analyzer->SetOdefFile("HRSL.odef"); // Define output
analyzer->Process(run); // Process all invents in the input
```

Note: Setting target mass parameter in script, overrides run database

Example Replay Script

```
// Set up left arm HRS with the detectors we're interested in
THaHRS* HRSL = new THaHRS("L", "Left HRS");
HRSL->AddDetector( new THaVDC("vdc", "Vertical Drift Chambers" ));
HRSL->AddDetector( new THaScintillator("s1", "S1 scintillator" ));
HRSL->AddDetector( new THaCherenkov("cer", "Gas Cherenkov counter" ));
gHaApps->Add(HRSL);

// Ideal beam (perfect normal incidence and centering)
THaIdealBeam* ib = new THaIdealBeam("IB", "Ideal beam");
gHaApps->Add(ib);

// Simple kinematics and vertex calculations
Double_t mass_tg = 12*931.494e-3; // C12 target
THaPhysicsModule *ekine, *rpl, *Lgold;
ekine = new THaElectronKine( "L.ekine", "Electron kinematics L", "L", "IB", mass_tg );
rpl   = new THaReactionPoint( "rpl", "Reaction vertex L", "L", "IB" );
Lgold = new THaGoldenTrack( "L.gold", "LHRS golden track", "L" );
gHaPhysics->Add(ekine);
gHaPhysics->Add(rpl);
gHaPhysics->Add(Lgold);

// The CODA data file we want to replay
THaRun* run = new THaRun("/rawdata/run_12345.dat");

// Set up and run standard analyzer (event loop)
THaAnalyzer* analyzer = new THaAnalyzer;
analyzer->SetOutFile( "/bigdisk/run_12345.root" );
analyzer->SetOdefFile("HRSL.odef"); // Define output
analyzer->Process(run); // Process all invents in the input
```

More complex code usually needed to deal with file locations & split runs

Example Database

```
[ tutorial ]$ ls -FR DB
DB:
20120306/  db_cratemap.dat  db_run.dat  scaler.map

DB/20120306:
db_L.s1.dat  db_L.s2.dat  db_L.vdc.dat
```

- Recommended to set `DB_DIR` to point to top-level database directory
- Database files in `current directory` always take precedence
- Usually only detectors require databases (for the detector map).
Physics modules sometimes read the run database (for masses, angles)
- Contents of files depends on corresponding module. (Will switch to consistent `key/value format` with version 1.6)
- Documentation on the web [▶ docs](#)
- Hall C modules use Hall C-style parameter files

Example Output Definition File

```
# All variables from the GoldenTrack module
block L.gold.*

# Calculated quantities for inclusive electron scattering measured
# by the LHRS, form the ElectronKine physics module
block L.ekine.*

# All LHRS track data (focal plane as well as reconstructed to target)
block L.tr.*
```

- Much more possible
 - ▶ Arithmetic expressions
 - ▶ Using/defining cuts
 - ▶ 1D and 2D histograms
 - ▶ EPICS variables
 - ▶ Scalers
- Full documentation on the web [▶ docs](#) (Bob Michaels)

FAQ: Help! Where Do I Find Those Variable Names?

Options:

- Inspect each module's `DefineVariables` function
- `Init()` analyzer (instead of `Process()`), then print variable list. May use `wildcards` to select subsets.

Variable List Printout (from tutorial, see later)

```
analyzer [0] .x init.C
analyzer [1] gHaVars->Print("", "L.ekine.*")
Collection name='THaVarList', class='THaVarList', size=203
OBJ: THaVar   L.ekine.Q2      4-momentum transfer squared (GeV^2)
OBJ: THaVar   L.ekine.omega    Energy transfer (GeV)
OBJ: THaVar   L.ekine.W2       Invariant mass of recoil system (GeV^2)
OBJ: THaVar   L.ekine.x_bj     Bjorken x
OBJ: THaVar   L.ekine.angle    Scattering angle (rad)
OBJ: THaVar   L.ekine.epsilon  Virtual photon polarization factor
OBJ: THaVar   L.ekine.q3m      Magnitude of 3-momentum transfer
OBJ: THaVar   L.ekine.th_q     Theta of 3-momentum vector (rad)
OBJ: THaVar   L.ekine.ph_q     Phi of 3-momentum vector (rad)
OBJ: THaVar   L.ekine.nu       Energy transfer (GeV)
OBJ: THaVar   L.ekine.q_x      x-cmp of Photon vector in the lab
OBJ: THaVar   L.ekine.q_y      y-cmp of Photon vector in the lab
OBJ: THaVar   L.ekine.q_z      z-cmp of Photon vector in the lab
...
```

Other Useful Things You Might Need

- 1 Cut/test definition file
 - ▶ Defines logical tests to be evaluated at various analysis stages
 - ▶ Special “master” tests at each stage can be used as cuts to reject certain events
- 2 Environment setup script
 - ▶ Shell script to set up environment variables for replay
- 3 Calibration scripts
 - ▶ Special replay scripts
 - ▶ Some standardized (VDC time offsets), mostly experiment-specific
 - ▶ This is where the real work begins
- 4 Disk space!
 - ▶ Output ROOT files tend to be big, and numerous
 - ▶ Do not write production output to a home directory!
- 5 Software Development Kit
 - ▶ Skeleton classes for rapid development of your own code
 - ▶ Largely self-documenting [▶ download](#)

Software Development Kit (SDK) Examples I

Example Physics Module Process() Function (simplified)

```
Int_t THaPrimaryKine::Process( const THaEvData& )
{
    // Calculate electron kinematics for the Golden Track of the given spectrometer

    // 4-momenta of incident & outgoing particle & target
    // NB: fP0 etc. are TLorentzVector objects

    fP0.SetVectM( fBeam->GetBeamInfo()->GetPvect(),    fM ); // e
    fP1.SetVectM( fSpectro->GetTrackInfo()->GetPvect(), fM ); // e'
    fA.SetXYZM( 0.0, 0.0, 0.0, fMA ); // Target at rest

    // Textbook single-arm kinematics
    fQ      = fP0 - fP1;
    fQ2     = -fQ.M2();
    fQ3mag  = fQ.P();
    fOmega  = fQ.E();
    fA1     = fA + fQ;
    fW2     = fA1.M2();
    fTheta  = fP0.Angle( fP1.Vect() );
    fEpsilon = 1.0 / ( 1.0 + 2.0*fQ3mag*fQ3mag/fQ2 *
                      TMath::Power( TMath::Tan(fTheta/2.0), 2.0 ));
    fThetaQ = fQ.Theta();
    fPhiQ   = fQ.Phi();

    fDataValid = true;
    return 0;
}
```

Software Development Kit (SDK) Examples II

Example DefineVariables() Function

```
Int_t THaPrimaryKine::DefineVariables( EMode mode ) {
  // Define/delete global variables.
  if( mode == kDefine && fIsSetup ) return kOK;
  fIsSetup = ( mode == kDefine );

  RVarDef vars[] = {
    { "Q2",      "4-momentum transfer squared (GeV^2)",      "fQ2" },
    { "omega",  "Energy transfer (GeV)",                    "fOmega" },
    { "W2",     "Invariant mass of recoil system (GeV^2)",   "fW2" },
    { "angle",  "Scattering angle (rad)",                   "fTheta" },
    { "epsilon", "Virtual photon polarization factor",       "fEpsilon" },
    { "q3m",    "Magnitude of 3-momentum transfer",         "fQ3mag" },
    { "th_q",   "Theta of 3-momentum vector (rad)",         "fThetaQ" },
    { "ph_q",   "Phi of 3-momentum vector (rad)",           "fPhiQ" },
    { "nu",     "Energy transfer (GeV)",                     "fOmega" },
    { "q_x",    "x-cmp of Photon vector in the lab",         "fQ.X()" },
    { "q_y",    "y-cmp of Photon vector in the lab",         "fQ.Y()" },
    { "q_z",    "z-cmp of Photon vector in the lab",         "fQ.Z()" },
    { 0 }
  };
  return DefineVarsFromList( vars, mode );
}
```

Software Development Kit (SDK) Examples III

Example ReadDatabase() Function (simplified)

```
Int_t THaADCHelicity::ReadDatabase( const TDate& date )
{
    Int_t err = THaHelicityDet::ReadDatabase( date );
    if( err ) return kInitError; // these error checks omitted below

    FILE* file = OpenFile( date );

    vector<Int_t> heldef;
    fThreshold = kDefaultThreshold;
    Int_t ignore_gate = -1;
    const DBRequest request[] = {
        { "helchan",      &heldef,      kIntV,  0, 0, -2 },
        { "threshold",   &fThreshold,  kDouble, 0, 1, -2 },
        { "ignore_gate", &ignore_gate, kInt,   0, 1, -2 },
        { 0 }
    };
    err = LoadDB( file, date, request, fPrefix );
    fclose(file);

    // Do the all-important consistency checks!
    if( heldef.size() != 3 ) {
        Error( Here(here), "Incorrect definition of helicity data channel. Must be "
            "exactly 3 numbers (roc,slot,chan), found %d. Fix database.", heldef.size() );
        return kInitError;
    }
    // ...
    fIsInit = true;
    return kOK;
}
```

Old Fixed-Format Databases

Example Podd 1.5 scintillator database db_L.s1.dat

```
##### LEFT SCINTILLATOR PLANE 1 #####
Number of Left Scintillator 1 paddles -----
      16
Crate,Slot,1st,Last ADC chans,Beg S1 chan, model -----
      3      18      6      11      1      1881 - ADCs pads 1-6 (right)
      3      18      0      05      7      1881 - ADCs pads 7-12 (left)
      3      10      88      93      1      1877 - TDCs pads 1-6 (right)
      3      10      80      85      7      1877 - TDCs pads 7-12 (left)
     -1       0       0       0       0
X,Y,Z coords (in m) of S1 front plane in spectrom cs -----
    -0.129     0.0    1.2873          - Meters
Half of X, half of Y, full Z sizes (in m) of S1 -----
      0.88     0.18     0.005          - Meters
Rotation angle of the S1 plane -----
      0.0          - Degrees
TDC time offsets of S1 in TDC channels -----
      2.45  6.38  7.58  3.78 -13.25  3.75          - Left Paddles
     -14.13 -16.83 -0.40 -3.78 -22.70 -0.12          - Right Paddles
Pedestal values of S1 ADC channels -----
      343  327  330  324  405  410          - Left Paddles
      429  432  344  345  385  389          - Right Paddles
Amplitude transformation coefficients of S1 ADC channels -----
      1.093  0.960  1.082  1.215  1.102  1.116          - Left Paddles
      1.058  1.042  1.110  0.973  0.967  0.694          - Right Paddles
etc. ....
```

Old Fixed-Format Databases

Example Podd 1.5 scintillator database db_L.s1.dat

```
##### LEFT SCINTILLATOR PLANE 1 #####
```

```
Number of Left Scintillator 1 paddles -----
```

```
16 (?)
```

```
Crate,Slot,1st,Last ADC chans,Beg S1 chan, model -----
```

```
3      18      6      11      1      1881 - ADCs pads 1-6 (right)
3      18      0      05      7      1881 - ADCs pads 7-12 (left)
3      10     88      93      1      1877 - TDCs pads 1-6 (right)
3      10     80      85      7      1877 - TDCs pads 7-12 (left)
-1     0      0      0      0
```

```
X,Y,Z coords (in m) of S1 front plane in spectrom cs -----
```

```
-0.129  0.0  1.2873 - Meters
```

```
Half of X, half of Y, full Z sizes (in m) of S1 -----
```

```
0.88  0.18  0.005 - Meters
```

```
Rotation angle of the S1 plane -----
```

```
0.0 - Degrees
```

```
TDC time offsets of S1 in TDC channels -----
```

```
2.45 6.38 7.58 3.78 -13.25 3.75 - Left Paddles
```

```
-14.13 -16.83 -0.40 -3.78 -22.70 -0.12 - Right Paddles
```

```
Pedestal values of S1 ADC channels -----
```

```
343 327 330 324 405 410 - Left Paddles
```

```
429 432 344 345 385 389 - Right Paddles
```

```
Amplitude transformation coefficients of S1 ADC channels -----
```

```
1.093 0.960 1.082 1.215 1.102 1.116 - Left Paddles
```

```
1.058 1.042 1.110 0.973 0.967 0.694 - Right Paddles
```

```
etc. ....
```


New Free-Format Key-Value Databases

Conversion: dbconvert DB-old/ DB-new/

```
----[ 2015-03-24 00:00:00 -0400 ]
```

```
L.s1.detmap =  
  3  18   6  11   1 1881  
  3  18   0   5   7 1881  
  3  10  88  93   1 1877  
  3  10  80  85   7 1877  
L.s1.npaddles = 6  
L.s1.position = -0.1290  0.0000  1.2873  
L.s1.size = 0.88  0.18  0.01  
L.s1.L.off = 2.45  6.38  7.58  3.78 -13.25  3.75  
L.s1.R.off = -14.13 -16.83 -0.40 -3.78 -22.70 -0.12  
L.s1.L.ped = 343  327  330  324  405  410  
L.s1.R.ped = 429  432  344  345  385  389  
L.s1.L.gain = 1.093  0.960  1.082  1.215  1.102  1.116  
L.s1.R.gain = 1.058  1.042  1.110  0.973  0.967  0.694  
L.s1.avgres = 1e-10  
L.s1.atten = 0.7  
L.s1.Cn = 1.49859e+08  
L.s1.MIP = 1e+10  
L.s1.tdc.res = 5e-10  
L.s1.timewalk_params =  
  0  0  0  0  0  0  
  0  0  0  0  0  0  
L.s1.retiming_offsets = 0  0  0  0  0  0
```

New Free-Format Key-Value Databases

Conversion: dbconvert DB-old/ DB-new/

----[2015-03-24 00:00:00 -0400]

```
L.s1.detmap =
  3  18   6  11   1 1881
  3  18   0   5   7 1881
  3  10  88  93   1 1877
  3  10  80  85   7 1877
L.s1.npaddles = 6
L.s1.position = -0.1290  0.0000  1.2873
L.s1.size = 0.88  0.18  0.01
L.s1.L.off = 2.45  6.38  7.58  3.78 -13.25  3.75
L.s1.R.off = -14.13 -16.83 -0.40 -3.78 -22.70 -0.12
L.s1.L.ped = 343  327  330  324  405  410
L.s1.R.ped = 429  432  344  345  385  389
L.s1.L.gain = 1.093  0.960  1.082  1.215  1.102  1.116
L.s1.R.gain = 1.058  1.042  1.110  0.973  0.967  0.694
L.s1.avgres = 1e-10
L.s1.atten = 0.7
L.s1.Cn = 1.49859e+08
L.s1.MIP = 1e+10
L.s1.tdc.res = 5e-10
L.s1.timewalk_params =
  0  0  0  0  0  0
  0  0  0  0  0  0
L.s1.retiming_offsets = 0  0  0  0  0  0
```

Using The Tutorial Files

Example GMp optics replay setup [▶ download](#)

Setting Up And Running the Tutorial on JLab CUE

```
ifarm> source /apps/root/PRO/setroot_CUE
ifarm> wget http://hallaweb.jlab.org/podd/download/tutorial-apr16.tar.gz
ifarm> tar xf tutorial-apr16.tar.gz
ifarm> cd Podd_Tutorial
ifarm> tar xf analyzer-1.6.0-beta1.tar.xz
ifarm> cd analyzer-1.6.0
ifarm> make -j4
ifarm> cd ..
ifarm> source setup.csh
ifarm> ln -s /work/halla/gmp12/ole/raw data
ifarm> ln -s /volatile/halla/<experiment>/<user> rootfiles
ifarm> cd replay
ifarm> analyzer
analyzer [0] .x replay.C
analyzer [1] .x plot.C
```

See the included README file for more info