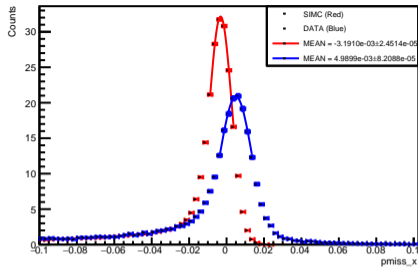


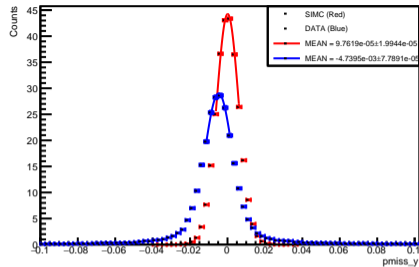
HeePCoin Setting
Beam Energy = 5.988
HMS_p = 3.271
HMS_theta = 29.170
SHMS_p = 3.493
SHMS_theta = 27.495

Red = SIMC
Blue = DATA

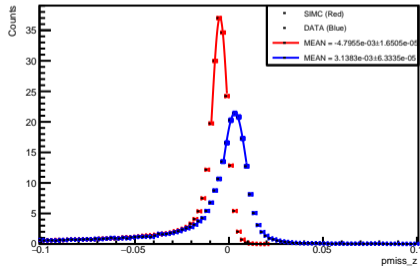
Momentum_x Distribution



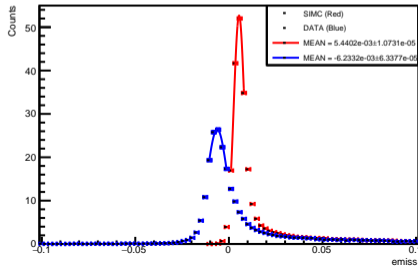
Momentum_y Distribution



Momentum_z Distribution



Energy Distribution



W Distribution

