



$H(e, e')p$ Singles

Abdennacer Hamdi

Kaon LT Meeting
11/21/2024

HeeP singles

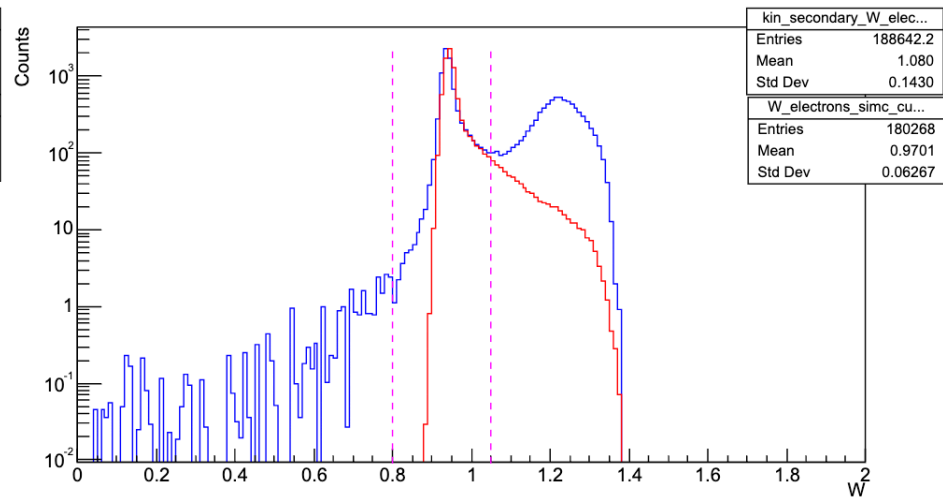
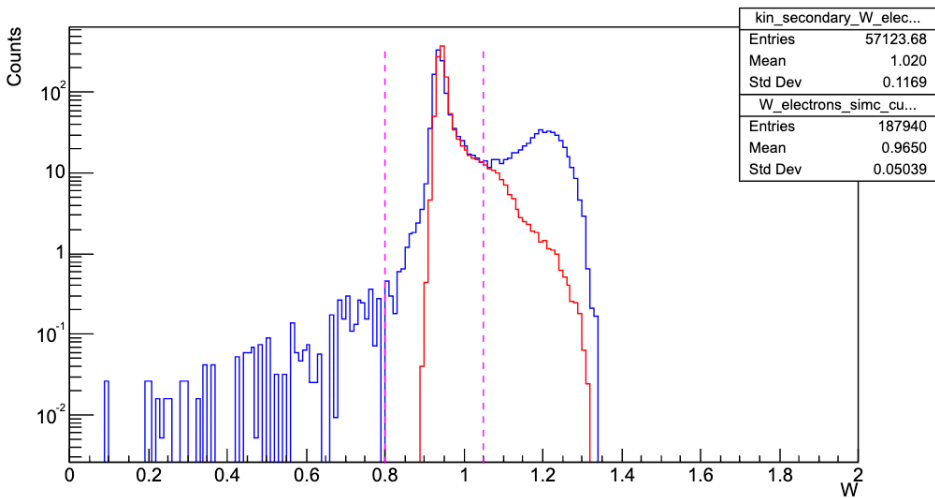
Run	Type	P_SHMS	Theta_SHMS	P_HMS	Theta_HMS	Target	Ebeam	Current
6629	Heep#4	-2.583	28.19	-2.026	38.60	LH2	3.835	40
6630	Heep#4	-2.583	28.19	-2.026	38.60	Dummy	3.835	40
6878	Heep#4	2.583	34.2	2.583	-34.20	Dummy	4.933	40
6879	Heep#4	2.583	34.2	2.583	-34.20	LH2	4.933	70
6880	Heep#4	2.583	34.2	2.583	-34.20	LH2	4.933	70
7856	Heep	3.491	28.000	3.491	28.000	Dummy	6.19009	40.028
7857	Heep	3.491	28.00	3.491	28.00	LH2	6.19009	72.599
7968	Heep	4.672	24.00	4.672	-24.00	LH2	8.2	50.428
7969	Heep	4.672	24.00	4.672	-24.00	Dummy	8.2	39.553
4821	Heep8	-8.035	15.650	-6.590	19.755	LH2	10.59	15.5
4822	Heep8	-8.035	15.650	-6.590	19.755	Dummy	10.59	25.9
4824	Heep8	-8.035	15.650	-6.590	19.755	LH2	10.59	31.5
4825	Heep8	-8.035	15.650	-6.590	19.755	LH2	10.59	32.4

W SIMC vs. Data

3.8 GeV

HMS

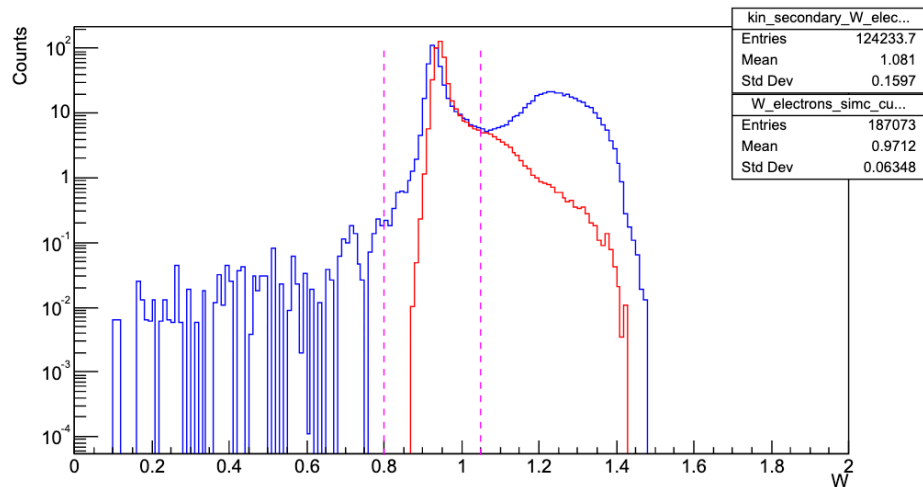
SHMS



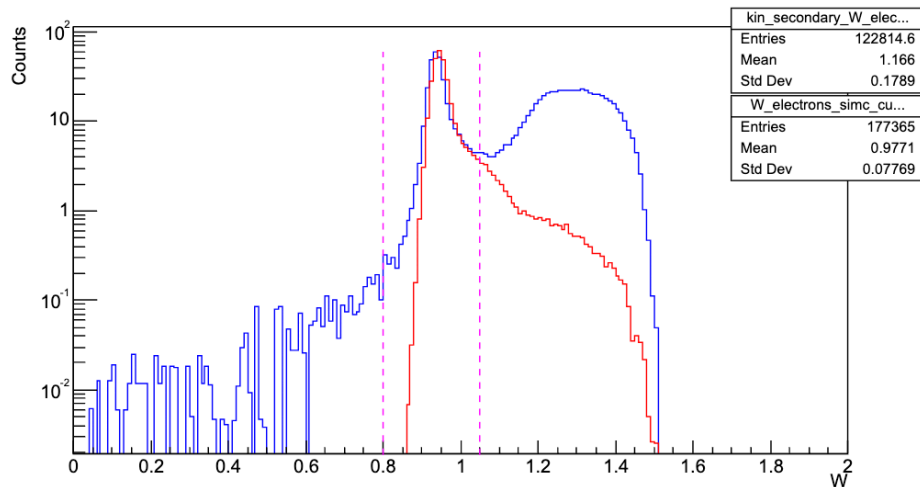
W SIMC vs. Data

4.9 GeV

HMS



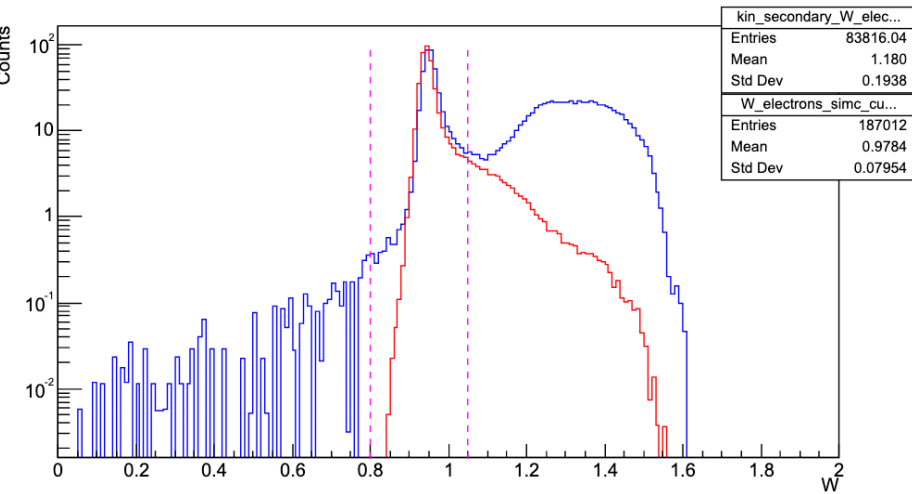
SHMS



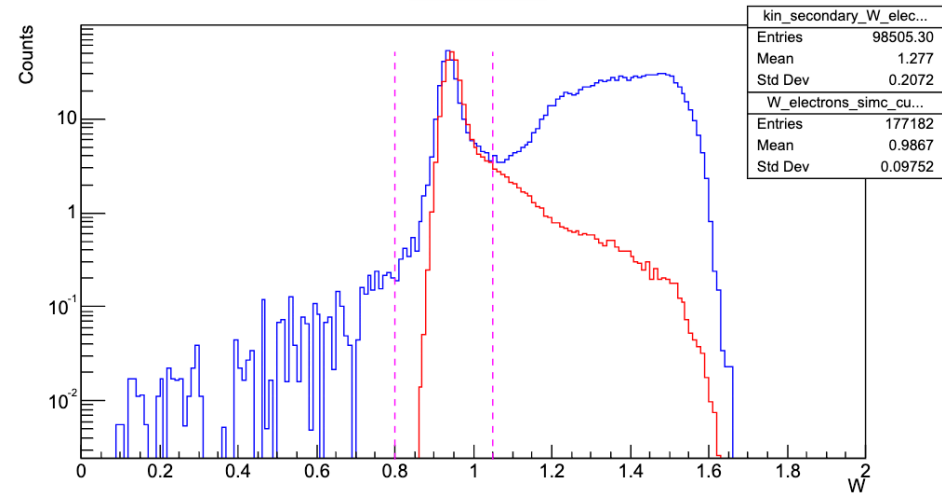
W SIMC vs. Data

6.2 GeV

HMS



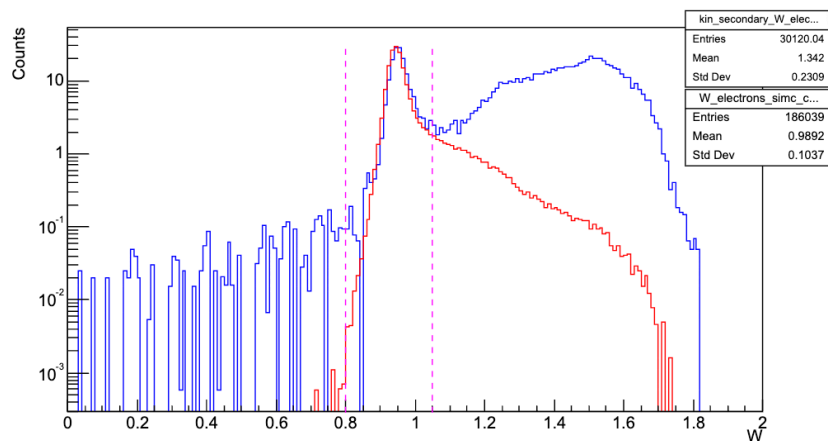
SHMS



W SIMC vs. Data

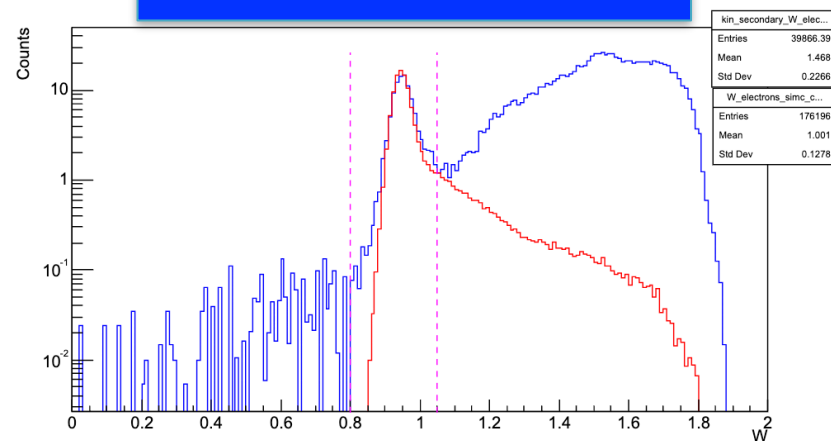
8.2 GeV

HMS



SHMS

Data mean shifted + 0.024

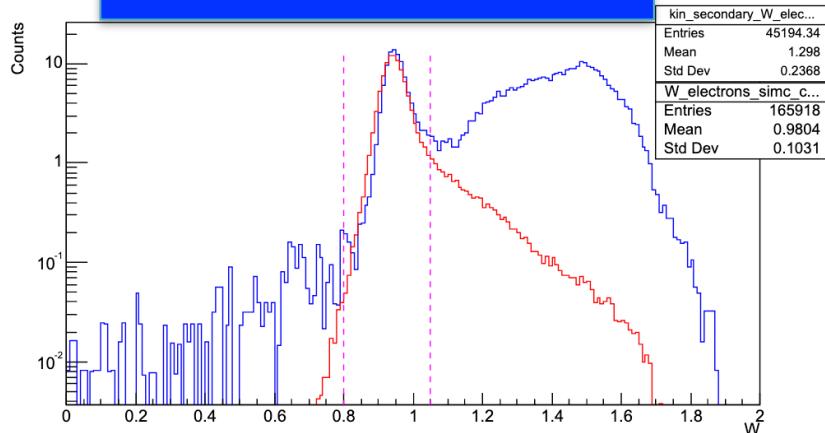


W SIMC vs. Data

10.6 GeV

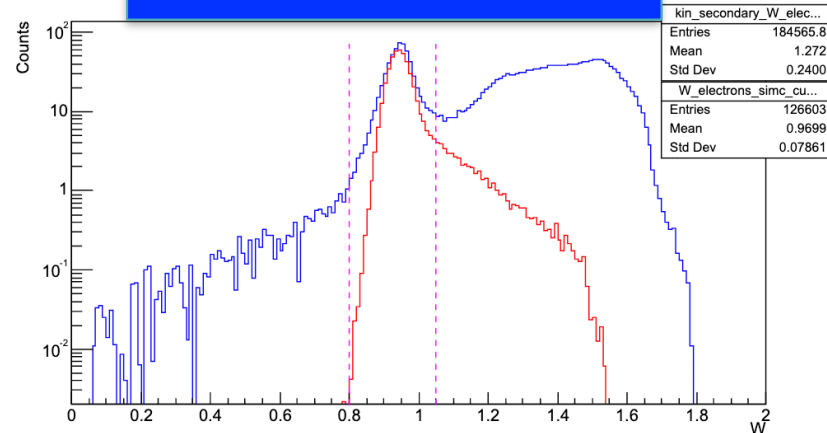
HMS

Data mean shifted - 0.025



SHMS

Data mean shifted + 0.05



HeeP Yield Ratio

Beam Energy (GeV)	3.8	4.9	6.2	8.2	10.6
HMS	1.048 +/- 0.011	1.065 +/- 0.008	1.019 +/- 0.010	1.023 +/- 0.019	0.981 +/- 0.014
SHMS	1.021 +/- 0.006	1.032 +/- 0.007	1.063 +/- 0.009	1.086 +/- 0.019	1.436 +/- 0.009